


# CMED 717

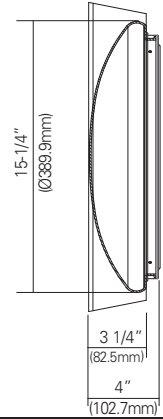
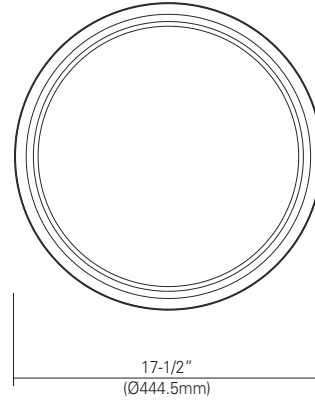
120V, 220V-230V and 277V

17" LED Ceiling Flushed Mounted Decorative Luminaire



Catalog #		Type
Project		Date
Prepared by		

## 17" Flush Mount LED



### DESCRIPTION

CMED 717 is designed for the installation with ceiling flush mount with 4" ceiling J-Box. Separate metal shade to control glare and produce more decorative looking with such a special colors on it.

### SPECIFICATION

HOUSING	CMED 717
Wattage (Typ)	32.5W
Lumen (Typ)	2,420
Efficacy (LPW)	74 lm/W
Beam Angle	100°
CRI (Typical)	80, 90
Color (+/-5%)	2700K, 3000K, 3500K, 4000K, 5000K
Dimming	Triac(Consult with factory for approved dimmers)

### FEATURES and FUNCTIONS

- Hard gauge metal back plate and the heat sink to facilitate heat dissipation.
- Blown plastic diffuser lens delivers perfect light distribution.
- Steel metal shade is concisely formed by laser cutting.
- 90CRI standard and 5CCT selectable
- Triac dimmable standard.
- LED module - Lumen maintenance of L82 at 50,000 life, and available in all CCTs with a CRI ≥ 80.

#### Listing

- CSA-us Certificated
- State of California Title 24
- Energy star Approved & Listed
- Damp location

#### Warranty

- 5years of lamp life.

### ORDERING INFORMATION

Housing	CRI	CCT	Finish (Inner)	Finish (Outer)
CMED 717 34W, 17"	8 80	27 2700K	WH White	WH White
	9 90	30 3000K	GD Gold	BK Black
		35 3500K		
		40 4000K		
		50 5000K		

\*Consult with factory for custom finishes

Example : CMED 717-830-GD-BK

-  -  -